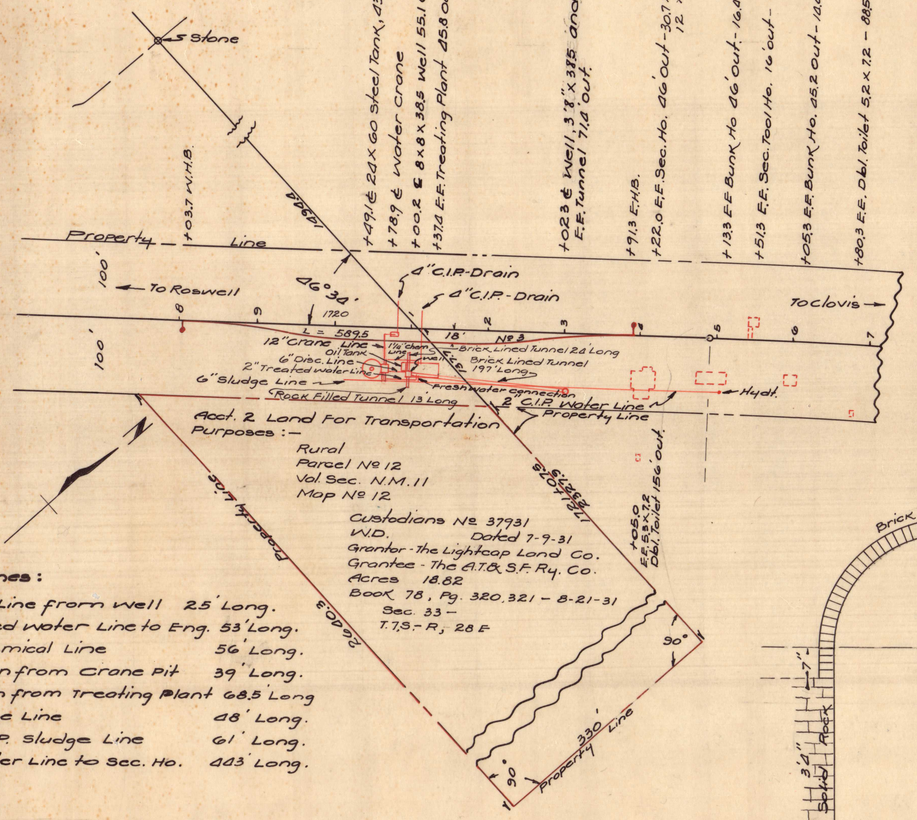

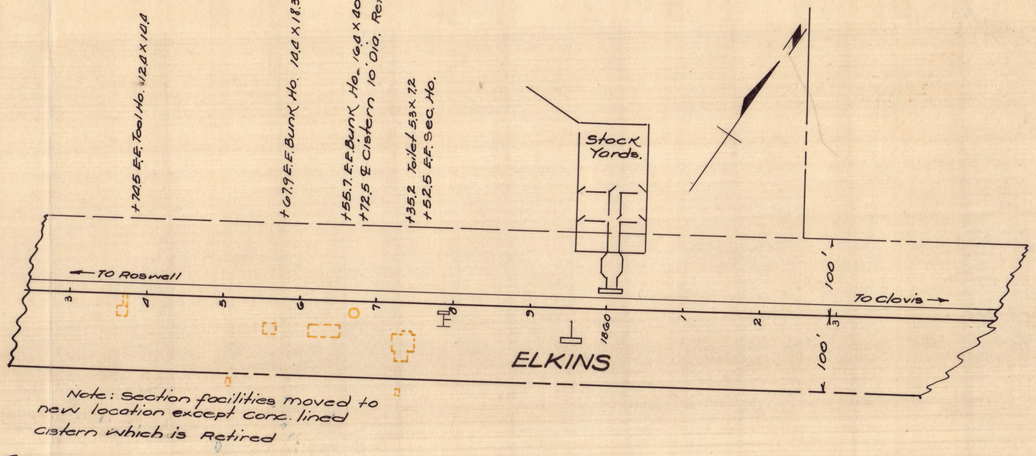

Note: Section facilities moved to new location except Conc. lined Cistern which is Retired

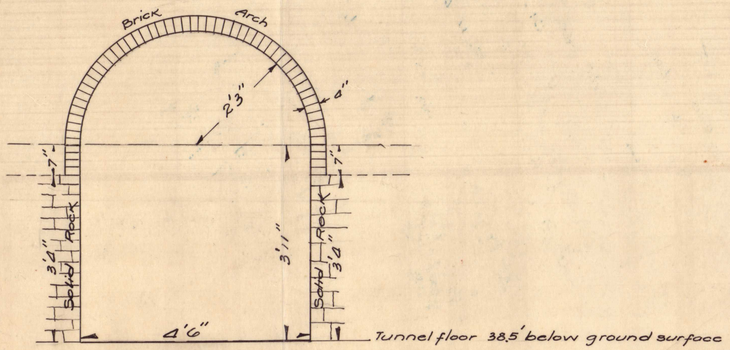

TYPICAL SECTION OF TUNNELS
No Scale

Outside Pipe Lines :

6" C.I.P. Disc. Line from Well	25' Long.
2" C.I.P. Treated water Line to Eng.	53' Long.
1½" W.I.P. Chemical Line	56' Long.
4" C.I.P. Drain from Crane Pit	39' Long.
4" C.I.P. Drain from Treating Plant	68.5' Long
12" C.I.P. Crane Line	48' Long.
6" C.I.P. & W.I.P. Sludge Line	61' Long.
2" C.I.P. Water Line to Sec. Ho.	443' Long.

TUNNELS :

Between Wells, Brick Arched	197' Long.
Between Treating Plant and Track, Brick Arched	24' Long
Between Treating Plant and Rofw Line, No Brick Arch, Rock Filled, Tile Opening	13' Long.

SKETCH

TO ACCOMPANY FORM 464
WATER FACILITIES NEAR
ELKINS N. MEX.
D.F. CLOVIS March 9-1932
Scale 1" = 100'

499